

JIS DRIVE+

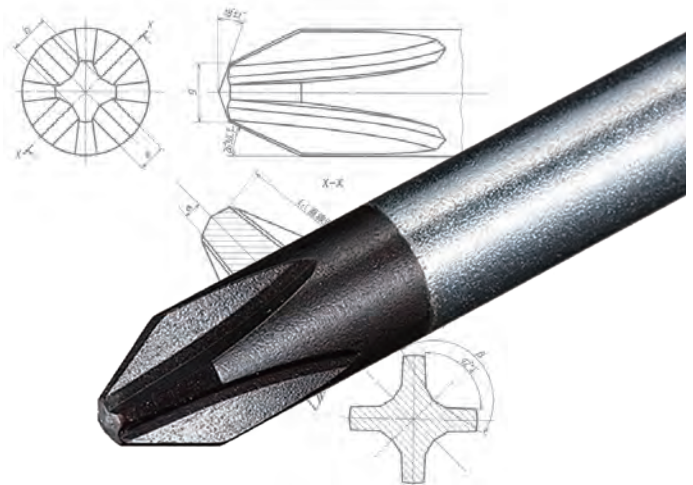
FOR ALL SCREWS



What is JIS DRIVE?

JIS means Japanese Industrial Standards. This standard is applied for Japanese Standards screws, and is mainly used in Japanese-made cars, motorcycles, home appliances, etc.

The tips of VESSEL screwdrivers and bits are manufactured in accordance with JIS. In addition, VESSEL has developed its own in-house standards to achieve even higher precision and quality tips.

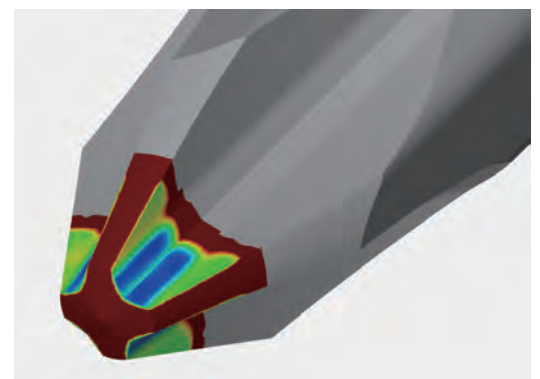


Why FOR ALL SCREWS?

As shown in the picture, VESSEL JISDRIVE was developed with the concept that the 4 sides of the tip (shown as blue) should fit the screw evenly, allowing you to turn screws with confidence.

As a result, VESSEL tips can fit any standard screws and transmit force without loss of power.

More technical details are on the following page.



Distance from Tip to Screw




In 1950, Osawa Shokai Co., Ltd. was the first company in Japan to obtain a license for Phillips screws, and VESSEL was commissioned to produce their Phillips screwdrivers. VESSEL was involved in the establishment of the JIS as a representative of tool manufacturers, and this tip was called JIS B-1012. These JIS screwdrivers are now used in audio players, automobiles, motorcycles, and other industrial products in Japan and around the world. VESSEL's original "cross-point tips" with long years highly-experienced is called JISDRIVE.

This is the Key Point!

Point A (blue area in the picture) is the common dimension in all standards, in JIS, ASME, ANSI and DIN.

In addition to that, in screw manufacturing, Point A is known as the most stable and accurate point of contact with the fewest deformation points.

VESSEL JISDRIVE is designed to fit all screws around the world by closely matching with the point A region of screws.



Cross recess is easily deformed when forming screws.

Countersunk screw: cross entrance may become narrow

Pan head screw: cross entrance may widen

Competitive Advantages!

Company A:

The tip contacts at the bottom of screw hole, and the driver becomes wobbly.

Company B:

The tip contacts near the entrance of the screw hole. It appears to fit well, but it actually doesn't. This can damage the screw hole.

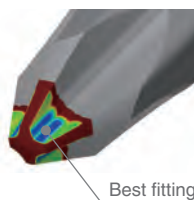
>Both may not fit depending on the standard or screws, and can cause breakage or cam-out.

VESSEL JISDRIVE:

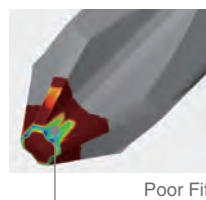
The tip fits extremely well, and there is a space between the tip and screw.

>Thereby, the blue part (all 4 sides of the tip) fits the screw evenly, allowing you to turn screws with confidence.





JIS DRIVE



Company A



Company B



Best fitting!

Too Deep

Too shallow